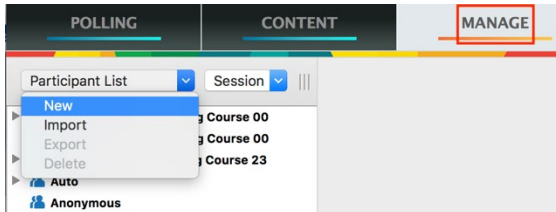


Import a Student Roster from Blackboard into TurningPoint

1. Open the TurningPoint program and log in with your Turning Account.
2. Click the **Manage** tab, select **Participant List**, and choose **New**.

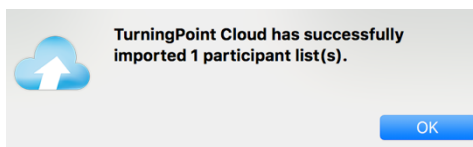


3. In the *Create Participant List* window, select **Download from Integration** and click **Create List**.

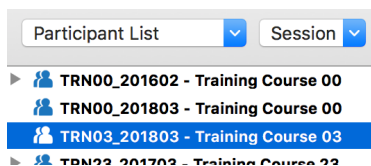
4. In the *Course Integration* window:

- a. choose **Blackboard** from the **Integration** list,
- b. enter **Server Address**: blackboard.gwu.edu,
- c. enter your **GW NetID** and **password**, and
- d. click **Connect**.

5. In the new window, select each course from which you want to import students and then click **Import**. TurningPoint will indicate that your roster has been imported from Blackboard. Click **OK** to continue.



6. Select a *Participant List* from the left panel to view its *Participant List Overview* page.



Device ID(s)	First Name	Last Name	User ID	Email	License Status
					Active
24682468	Sample1	Student1		netid1@gwu.edu	Inactive
1357135	Sample3	Student3		netid3@gwu.edu	Inactive
	train01	ITL			Inactive