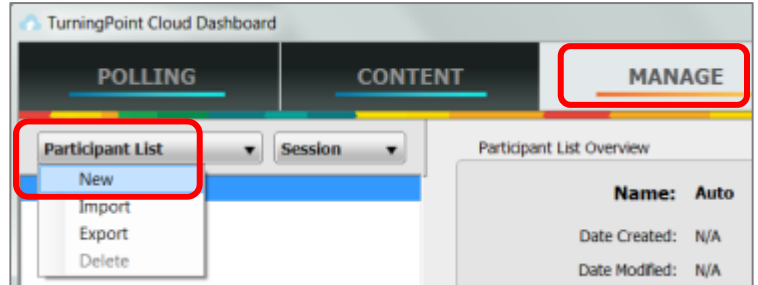


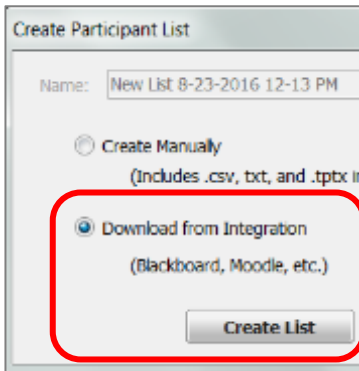
Import a Blackboard Roster into TurningPoint

1. Log in to TurningPoint with your Turning Account.

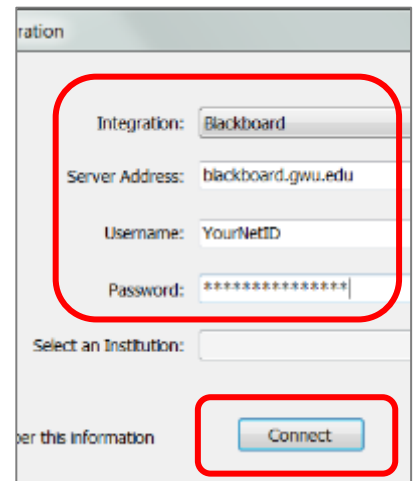
2. Click the **Manage** tab, then click **Participant List** and select **New**.



3. In the Create Participant List window, click **Download from Integration** and then **Create List**.



4. In the Course Integration window, choose Integration **Blackboard**, enter server address: **blackboard.gwu.edu**, then enter your GW NetID and password. Click **Connect**.



5. In the Import Participant List window, select the course(s) with rosters you wish to import into TurningPoint. Then click **Import**.



6. TurningPoint will indicate that your roster has been imported from Blackboard.

Device ID(s)	First Name	Last Name	User ID	Email	License Status
24682468	Sample1	Student1		netid@gwu.edu	Inactive
1357135	Sample3	Student3		netid@gwu.edu	Inactive
	train01	ITL			Inactive